

USING ANCHOR CHART MEDIA TO INCREASE THE READING COMPREHENSION OF THE TENTH GRADERS OF SMA NEGERI 1 KOTA MUNGKID IN THE ACADEMIC YEAR 2017/2018

Adi Hermawan

English Department, Faculty of Education and Teachers Training, Tidar University
Indonesia
coolnear16@gmail.com

Abstract

Reading is one of the receptive skills. The goal of reading skill is comprehension. Unfortunately, the tenth graders of SMA N 1 Kota Mungkid in the academic year 2017/2018 still got difficulty in comprehending written text. This condition happened because the students have low motivation and the less variation of teaching media.

There are two objectives of this research. First, it is to know how great can the use of Anchor Chart Media increase the learning motivation of narrative text reading comprehension of the tenth graders of SMA Negeri 1 Kota Mungkid in the academic year 2017/2018. Second, it is to know how great the improvement of the narrative text reading comprehension skill of the tenth graders students of SMA N 1 Kota Mungkid in the academic year 2017/2018 who are taught by using anchor chart media.

This is classroom action research. The subject of the research was the class of X IPA 2 of SMA Negeri 1 Kota Mungkid in the academic year 2017/2018.

The writer finds that the use of Anchor Chart Media can increase the student's learning motivation. The observation and questionnaire results indicate the students have high motivation in English learning process. There is great improvement of the reading comprehension of narrative text of the tenth graders students of SMAN 1 Kota Mungkid who are taught by using anchor chart media.

Based on the above results, the writer concludes that the use of Anchor Chart Media can increase the learning motivation narrative text reading comprehension of the tenth graders of SMA Negeri 1 Kota Mungkid in the academic year 2017/2018. The writer suggests both the teachers and the students to use Anchor Chart Media as an alternative in teaching and learning.


Keywords – Narrative Text, Anchor Chart Media, CAR

Introduction

At present, English becomes an important subject which is taught from elementary up to university. Moreover, in SMA Negeri 1 Kota Mungkid, English is a compulsory subject which is taught and tested in the national examination. Therefore, the students must master a good English if they want to pass the exams and graduated from the school. There are four skills which the students of senior high school must learn in English learning process. They are listening, speaking, reading, and writing.

In relation to teaching-learning of English at schools, reading is one of the essential skills for students. It is important to make students comprehend the receptive skills first before they go to the productive skills. Students are doing reading in order to develop basic skills such as speaking and writing or to be able to get information as much as possible.

Based on the observation conducted by the writer, he found some problems related to the reading comprehension of the tenth-grade students of SMA Negeri 1 Kota Mungkid. It was proved by the result of X IPA 2 student's score which is 66, that was still under the



This work is licensed under a [Creative Commons Attribution-NonCommercial 4.0 International License](https://creativecommons.org/licenses/by-nc/4.0/).

average score in English subject which is 75. This condition happened because the students have low motivation or not interested in reading and generally did not understand the texts being read, also because of the lack of vocabulary. Another problem related to students reading comprehension is that the students are passive during the teaching and learning process of reading.

Therefore, enjoyable and appropriate treatments are needed for helping the student to gain success in learning English as a foreign language. One of special treatment is by using anchor chart media. Anchor chart media was chosen by the writer because it is easy to incorporate anchor charts into lesson plans and build good connection between the teacher and the student.

Considering the problems found in SMA Negeri 1 Kota Mungkid Magelang and based on the advantages of using Anchor chart media, the writer carried out a research entitled "Using Anchor Chart Media to Increase the Narrative Text Reading Comprehension of the Tenth Graders of SMA Negeri 1 Kota Mungkid in the Academic Year 2017/ 2018". Related on the problems above, the objectives of this study are to know how great the use of Anchor Chart Media can increase the learning motivation in narrative text reading comprehension of the tenth graders of SMA Negeri 1 Kota Mungkid in the academic year 2017/2018 and to know how great the improvement of the narrative text reading comprehension of the tenth graders students of SMA Negeri 1 Kota Mungkid in the academic year 2017/2018 who are taught by using anchor chart media.

Methodology

The research method which was used in this study is a classroom action research (CAR). The writer took the model of an action research proposed by Burns (2003:32) in which is applying the principle of an action research design, this study involved the spirals of planning, acting, observing, and reflecting. The subject of this research was class X IPA 2 of SMA Negeri 1 Kota Mungkid in academic year 2017/2018. There are 34 students which consist of 25 females and 9 males. The writer carried out the research in SMA Negeri 1 Kota Mungkid. It is located in Letnan Tukiyat street, Mungkid, Magelang.

In this study, the writer used four techniques to collect the data in this research. They are observation, questionnaire, documentation, and test. The technique of analyzing the data that writer used are quantitative and qualitative data.

1. Quantitative Data

In analyzing the quantitative data, the writer used the following formula to find out the means scores as follows:

Explanation:


$$M = \frac{SS}{R}$$

Explanation:

M : Mean

SS : Sum of students' scores

R : Number of Respondent



The results of pre-Cycle, Cycle I and Cycle II were analyzed by comparing the means and the total scores to know whether there was improvement or not in the student's reading comprehension.

2. Qualitative Data

In this analysis, the writer took Miles and Huberman (2013) model. The qualitative data was got from data reduction, data display, conclusion and verification.

a. Data reduction.

This refers to two process to select and erase all irrelevant information data that appears in written up field note or transcription.

b. Data display.

Data display is step to draw conclusions from the mass of data, Miles and Huberman suggest that a good display of data, in the form of tables, charts, networks and other graphical formats is essential.

c. Conclusion drawing / verification.

This is the final step in qualitative data. To develop conclusions regarding writer study, the writer needed:

- 1) Step back to consider what all of writer finding mean.
- 2) Determine how research finding help answer the writer question.
- 3) Draw implication from writer finding.

Finding(s) and Discussion

The writer compared the result of Pre-Cycle, Cycle I and Cycle II test to know how great the improvement was. Here is the table:

Tabel 1. The Result of Reading Comprehension of Pre-Cycle, Cycle I and Cycle II

Assessment Aspect	Average score			Improvement Score		
	PC	CI	CII	PC-CI	CI-CII	PC-CII
Average	67.89	73.53	80.88	5.64	7.35	12.99

Based on the above table, the student's average score of Pre-Cycle is 67.89. The average score of Cycle I increases, that is 73.53. It means that the treatment and action in the Cycle I success to reach the higher average score, because it has not reached yet the minimum criteria and performance indicator, so the writer continued to cycle II. Finally, the average score in Cycle II improves becoming 80.88 belonging to good category and it success to reach the minimum criteria and performance indicator.

The overall point of improvement of the students reading comprehension is 12.99 from Pre-Cycle to Cycle II. It can be summarized that using Anchor Chart Media can improve the narrative text reading comprehension of the tenth graders students of SMA Negeri 1 Kota Mungkid. The improvement of reading comprehension can be seen in diagram below,



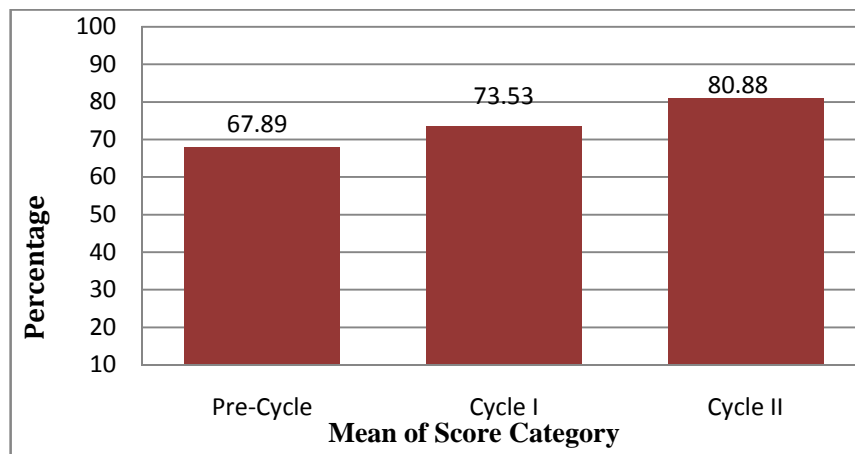


Figure 1. The Result of Reading Comprehension of All Cycles.

Conclusion(s)

The use of Anchor Chart Media can increase the learning motivation in reading comprehension of narrative text of the tenth graders of SMA Negeri 1 Kota Mungkid in the academic year 2017/2018. In Cycle I, the students who had been motivated using Anchor Chart Media has not reach the performance indicator. It can be seen from the result of the students observation score which is 71%. In Cycle II, the students observation score is 85%. It can be concluded that in Cycle II the students had been motivated in joining the teaching learning process. They are enthusiastic and have a better participation in the narrative text reading class.

There is a great improvement of the reading comprehension of narrative text of the tenth graders students of SMAN 1 Kota Mungkid in the academic year 2017/2018 who are taught by using anchor chart media. It can be seen from the students average score of Pre-Cycle, Cycle I and Cycle II. The students average score in Pre-cycle is 67.89. It increased in Cycle I became 73.53. Finally in Cycle II the students average score became 80.88. It has reached the minimum requirement standard of reading in SMA Negeri 1 Kota Mungkid which is 75 and more than 75% of the students got score more than 75 in reading narrative text.

References

- Adler, C. R. 2004. Seven Strategies to Teach Students Text Comprehension. Retrieved at January 20, 2015. From <http://www.adlit.org/article/3479/?theme=print>,
- Adams, L. 2015. Anchor Chart. Retrived December 5, 2017. From: <https://dpi.wi.gov/sites/default/files/imce/ela/resources/Anchor%20Charts.pdf>
- Agnello, E. 2011. What Are Anchor Chart?. Retrieved December 7, 2017. From CLASSROOM Web Site: <http://classroom.synonym.com/anchor-charts-8428578.html>
- Alfajar, Dwi Wahyu. 2015. *Improving Students' Reading Comprehension of Narrative Text through DRAW Strategy (A Classroom Action Research at Eighth Graders of SMP Kartika III – 1 Semarang in the Academic Year 2014/2015)*. Final Project. English Department, Faculty of Languages and Arts, Semarang State University.
- Anderson, M. and K. Anderson. 1997. *Text type in English 2*. South Yarra: Macmillan Education Australia Pty Ltd.



- Anderson, R. 1973. *Educational Psychology: The Science of Instruction and Learning*. NY: Harper and Row Publisher.
- Archbishop Cousins Catholic Center. 2015. Anchor Charts: Guided Practice. Retrieved January 24, 2018. from: <https://schools.archmil.org/CentersofExcellence/DOCsPDFs/Learning-Support-Teams/2015-16/October-8-2015/AnchorCharts.pdf>
- Asih, W. K. 2013. *Developing Interactive Learning Multimedia to Teach Reading Narrative Text for The 8th Grade Students of SMPN 1 Puring*. S1 thesis: Universitas Negeri Yogyakarta.
- Brown, H. D. 2000. *Principles of Language Learning and Teaching*. Fourth Edition. San Fransisco: San Fransisco University.
- BSNP. 2006. *Standar Isi: Standar Kompetensi dan Kompetensi Dasar SMA/MA*, Jakarta: BSNP.
- Burns, Anne. 2003. *Collaborative Action Research for English Language Teachers*. Cambridge: Cambridge University Press.
- Celce-Murcia, M. 2001. *Teaching English as a Second or Foreign Language (3rdEd)*. Boston: Heinle & Heinle, A Division of Thomson Learning, Inc.
- Dornyei, Z. 2001. *Teaching and Researching Motivation*. Essex: Pearson Ed
- Elliot, Stephen N, Kratochwill, Thomas R., Cook, Joan Littlefield, Travers, John F. 2000. *Educational Psychology: Effective Teaching, Effective Learning*. United States of America: The McGraw-Hill Companies, Inc.
- Harmer, J. 2001. *How To Teach English: An Introduction to the Practice of English Language Teaching*. Longman: Longman Group.
- Klingner, J. K., & Geisler, D. 2008. Helping classroom reading teachers distinguish between language acquisition and learning disabilities. In J. K. Klingner, J. J. Hoover, & L. M. Baca (Eds.), *Why do English language learners struggle with reading? Distinguishing language acquisition from learning disabilities* (pp. 57-74). Thousand Oaks, CA: Corwin.
- Melissa. 2017. Advantages Using Anchor Chart Media. Retrieved December 5, 2017. From: <https://schools.archmil.org/CentersofExcellence/DOCsPDFs/Learning-Support-Teams/2015-16/October-8-2015/AnchorCharts.pdf>
- Miles, M. B., & Huberman, A. M. 1994. *Qualitative data analysis: An expanded sourcebook* (2nd ed.). Thousand Oaks, CA: Sage Publications.
- Mislaini. 2015. Improving Students' Reading Comprehension of Narrative Text by Using Fable at The Grade X SMAN 1 Bonai Darussalam. Final Project. English Education Department, Faculty of Teacher Training and Education, University of Pasir Pengaraian.
- Moses, E., Lee, H. 2014. *Imitate and Innovate Anchor Charts*. Newark: International Reading Association.
- Newman, L. 2010. Anchor Chart. Retrieved December 2017, from https://www.engageny.org/sites/default/files/resource/attachments/anchor_charts.pdf
- Notoadmodjo. 2005. *Teori dan Perilaku*. Jakarta: Rineka Cipta.
- Nunan, David. 2003. *Practical English Language Teaching*. New York: McGraw-Hill.
- Oakhill, J., Cain, K., Elbro, C. 2015. *Understanding and Teaching Reading Comprehension*. New York: Routledge.
- Patel, M. E., Jain, P. M. 2008. *English Language Teaching (Methods, Tools & Techniques)*. Jaipur: Sunrise Publishers & Distributors.



- Pang, Elizabeth S., Muaka, Angaluk., Bernhardt, Elizabeth B., and Kamil, Michael L. 2003. *Teaching Reading. Brussel: The International Academy of Education (IAE).*
- Pinter, A. 2006. *Teaching Young Language Learner.* China: Oxford University Press.
- Snow, C. E. 2002. *Reading for Understanding toward A Research and Development Program in Reading Comprehension.* California: RAND

